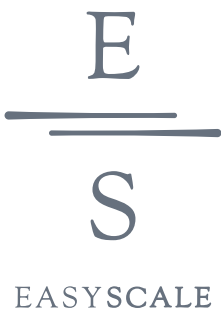




# Handcrafted seating. No matter the scale. No matter the style.



Scan the QR code for the full  
collection at [chaddock.com](https://chaddock.com)



Easily scale your designs by selecting one of our  
pre-engineered sizes. Or scale BTI  
(By The Inch designs will follow standard lead times).

We believe furniture should be  
personal and unique. With years of  
experience and a passion for one-of-  
a-kind customization, our workroom  
has mastered the art of crafting truly  
exceptional made-to-order upholstery  
with Studio C. With dozens of arms,  
backs, bases and cushions to choose  
from, specifying elegant, upholstered  
seating has never been easier.



Our furniture is handcrafted in our Morganton,  
NC workroom by a team of talented artisans  
who are passionate about process.



1 Choose your seat cushion style & overall depth.

**T-Cushion**

39" 7000 series

42" 8000 series



**Straight Cushion**

39" 7200 series

42" 8200 series



2 Choose your seat cushion fill.

**Relaxed Spring Down\***



- feathers
- memory foam
- springs

firmer ○ ● ● ● softer

**Spring Plush**



- memory foam
- springs

firmer ○ ● ● ● softer

**Comfort Plush**



- memory foam

firmer ○ ○ ● ● softer


**Comfort Down**



- feathers
- memory foam

firmer ○ ○ ○ ● softer

\*Chaddock upholstery standard

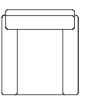
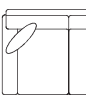
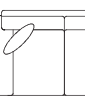
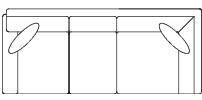
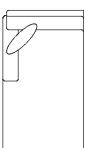
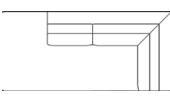



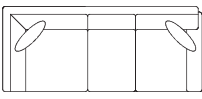
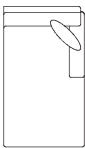
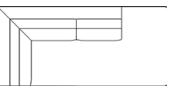



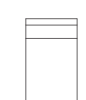
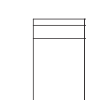
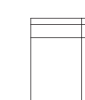
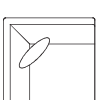



**ALL LUXE**

SUPER PREMIUM, CUSTOMIZABLE SEATING SYSTEM

All Luxe delivers luxurious comfort and exceptional style you'll see and feel even after years of use.

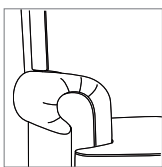
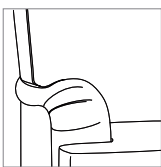
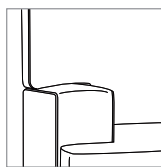
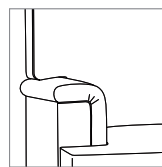
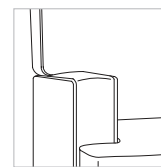
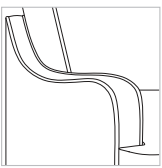
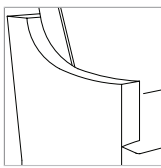
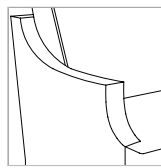
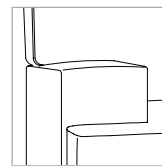
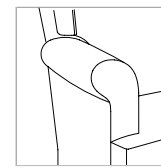
3 Choose your frame. *In most instances, choose three-over-three, two-over-two, or bench seat. Button tufting available on bench seats; upcharges apply. Dimensions are based on AR7 arm.*

 <p><b>Chair -1</b> 35" w</p>	 <p><b>Loveseat -2</b> 61" w</p>	 <p><b>Sofa -3</b> 85" w</p>	 <p><b>LAF Corner Sofa -38LCS</b> 91.5" w</p>	 <p><b>LAF Chaise -35L</b> 37" w 64.5" d</p>	 <p><b>LF Bumper -78L</b> 90" w</p>
 <p><b>LAF Chair -39L</b> 30.5" w</p>	 <p><b>LAF Loveseat -33L</b> 54" w</p>	 <p><b>LAF Sofa -38L</b> 77.5" w</p>	 <p><b>RAF Corner Sofa -38RCS</b> 91.5" w</p>	 <p><b>RAF Chaise -35R</b> 37" w 64.5" d</p>	 <p><b>RF Bumper -78R</b> 90" w</p>
 <p><b>RAF Chair -39R</b> 30.5" w</p>	 <p><b>RAF Loveseat -33R</b> 54" w</p>	 <p><b>RAF Sofa -38R</b> 77.5" w</p>			
 <p><b>A/L Chair -36</b> 23.5" w</p>	 <p><b>A/L Loveseat -32</b> 47" w</p>	 <p><b>A/L Sofa -34</b> 70.5" w</p>	 <p><b>Corner Chair -31</b> 39" w</p>	 <p><b>Curved Corner -36W</b> 54" w (on wall)</p>	

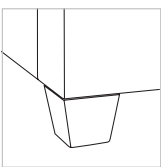
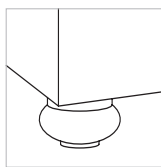
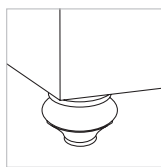
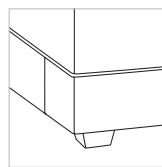
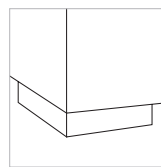
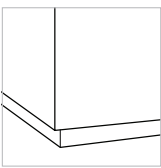
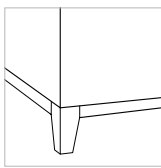
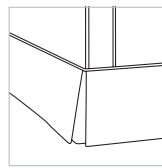
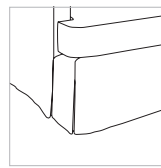
4 Choose your seat + back height & back pillow style.

<p><b>STANDARD</b></p> <p>20.5" seat height 39" back height</p> <p>18.5" seat height 37" back height</p>	<p><b>T-Shaped Back Pillows</b></p> <p>Square Corner "T" Box Back BL1</p> <p>Round Corner "T" Box Back BL2</p> <p>Knife Edge "T" Back BL3</p>	<p><b>Rectangular Back Pillows</b></p> <p>Square Corner Rectangular Box Back BL4</p> <p>Round Corner Rectangular Box Back BL5</p> <p>Knife Edge Rectangular Back BL6</p>	<p><b>MODERN LOW</b></p> <p>20.5" seat height 36" back height</p> <p>18.5" seat height 34" back height</p>	<p><b>T-Shaped Back Pillows</b></p> <p>"T" Box Back Square Corner BL7</p> <p>"T" Box Back Round Corner BL8</p> <p>"T" Back Knife Edge BL9</p>	<p><b>Rectangular Back Pillows</b></p> <p>Rectangular Box Back Square Corner BL10</p> <p>Rectangular Box Back Round Corner BL11</p> <p>Rectangular Back Knife Edge BL12</p>
--	---	--	--	---	---

5 Choose your arm style. *\*AR11, AR13, AR14 — Rectangular back pillows only*

 <p><b>Roll Arm AR1</b> 8.5" w</p>	 <p><b>London Arm AR5</b> 5.5" w</p>	 <p><b>Track Arm AR7</b> 7" w</p>	 <p><b>Cap Arm AR9</b> 7" w</p>	 <p><b>Narrow Track Arm AR10</b> 5.5" w</p>
 <p><b>Modern Slope Arm AR11</b> 4.5" w</p>	 <p><b>Slope Arm AR13</b> 4.5" w</p>	 <p><b>Drop Back Slope Arm AR14</b> 4.5" w <small>Not available on 7000 or 8000 series.</small></p>	 <p><b>Wide Track Arm AR15</b> 9.5" w</p>	 <p><b>Sock Arm AR16</b> 8" w</p>

6 Choose your legs/base. *\*L1, L3 & L8 — not available on 18.5" seat height*

 <p><b>Tapered Leg L1</b> 4" h</p>	 <p><b>Bun Foot L2</b> 2" h</p>	 <p><b>Turned Leg L3</b> 4" h</p>	 <p><b>Tapered Leg L4</b> 2" h</p>	 <p><b>Block Foot L5</b> 2" h</p>
 <p><b>Plinth Base L7</b> 2" h <small>Additional upcharge (see price list)</small></p>	 <p><b>Exposed Wood Base L8</b> 4" h <small>Additional upcharge (see price list)</small></p>	<p>For L1—L8, select:</p> <p>Plain UB1</p> <p>Base Border UB2</p>	 <p><b>Kick-Pleat Skirt SK1</b></p>	 <p><b>Dressmaker Skirt SK3</b></p>

7 Choose your fabric, finish & designer details.

Start with our range of fabrics or supply your own (COM), then select your tailoring option:

welt or weltless saddle stitch (right)



For styles with exposed wood, choose from over 70 artisanal finishes in your choice of sheen level and distressing.

SHEEN LEVELS

Low • Medium • High

DISTRESSING LEVELS

Minimal chain • Light distress • Medium distress • Heavy distress